

## PROGRESSIVE SCREEN PRODUCTS



**Automatic Cleaning & Recycling  
Biodegradable Ink Degradants**



**Screen Fabric Adhesives  
Washout Booths**



**Northwest Screen Systems Co.**  
4204 East Lake Street  
Minneapolis, MN 55406  
612-729-7361 Fax 612-729-6647  
email:sales@screensystemsonline.com



**Toll Free U.S. & Canada**  
**800-221-4079**  
Fax 800-544-7022  
www.screensystemsonline.com

# Biodegradable Ink Degradants



## Solvents for Machine or Hand Cleaning 2500 SCREEN CLEANER Citrus Scent

Screen Systems 2500 is a safe, biodegradable solvent for the cleaning of almost all inks from screens and tools. This is an improved version of our earlier product that completely dissolves inks, even if they have thoroughly dried in the screen. Removes solvent-based, UV, Plastisol inks, and uncured solder masks.

- Contains no chlorinated solvents or chelants and can be put down the drain in accordance with local regulations.
- Very low flammability
- Low toxicity
- Pleasant citrus odor

In its original form, Series 2500 Screen Cleaner is biodegradable, though users should be cautious when using inks containing hazardous pigments or plasticizers. This product is recommended for use in the Screen Systems Automatic Screen Washer, Recycler and also for manual application.

2500-Q	Qt.	2500-15G	15 Gal.
2500-G	Gal.	2500-55G	55 Gal.
2500-5G	5 Gal.		

## 2550 SCREEN CLEANER Low Odor

Screen Systems 2550 is identical to 2500 without the citrus odor. Recommended for use in the Screen Systems Automatic Screen Washer, Recycler and for Manual application, where citrus odor undesirable. Biodegradable, water soluble.

2550-Q	Qt.	2550-15G	15 Gal.
2550-G	Gal.	2550-55G	55 Gal.
2550-5G	5 Gal.		

## 2650 PREMIUM SCREEN CLEANER Low Odor

A premium wash made for removing difficult inks. Designed for removing membrane switch, reflective, and other inks. Can be used as a general purpose ink degradation. Completely water soluble and easily removed with a water rinse. Removes inks that are usually very difficult inks to remove. Always test before using. This wash is recommended for use in Screen Systems standard Recycling Systems. Biodegradable, water soluble.

2650-G	Gal.	2650-15G	15 Gal.
2650-5G	5 Gal.	2650-55G	55 Gal.

## 2300 SOY SOL SCREEN WASH No V.O.C.

Screen Systems 2300 is a biodegradable, water soluble, soy-based wash for use in the Screen Systems Automatic Washer or manual application.

For plastisols.

2300-Q	Q	2300-15G	15 Gal.
2300-G	Gal.	2300-55G	55 Gal.
2300-5G	5 Gal.		



## Solvents for Hand Cleaning 2110 PRESS WASH

Screen Systems 2110 was developed to provide a low cost replacement for our popular 2100 Press Wash. 2110 is a close second in its cleaning ability while still exhibiting a low odor.

For plastisols and most solvent based inks.

2100-Q	Qt.	2100-15G	15 Gal.
2100-G	Gal.	2100-55G	55 Gal.
2100-5G	5 Gal.		



## 2100 PRESS WASH

A fast evaporating, biodegradable solvent for cleaning at the press. Allows for quick touch up of image spread, ghost images as well as spills and other problems. Not designed for use in Screen Systems recycling system. Excellent for UV inks, plastisols and most solvent based inks.

2100-Q	Qt.	2100-15G	15 Gal.
2100-G	Gal.	2100-55G	55 Gal.
2100-5G	5 Gal.		

## 2510 SCREEN WASH GEL


Citrus Scent

Screen Systems 2510 is the same as 2500 except that it is in gel form. This enables hand application to screens with no dripping or running, minimizing waste. Ideal for large screens. Also biodegradable and water soluble with a pleasant citrus smell. A *truly invaluable product* for any screen printing business.

2510-Q	Qt.	2510-5G	5 Gal.
2510-G	Gal.		

# AUTOMATIC SCANNING SCREEN WASHER

## AFFORDABLE AUTOMATIC SCREEN WASHING & RECYCLING



### Features:

**Eliminate Flammable Solvents:** Uses safe biodegradable solvents

**Eliminate Mess:** Completely closed system.

**Eliminate Solvent & Ink Laden Rags:** Not needed with the closed system

**Cleans Screens Quickly**  
1 minute wash time for small washer.  
Up to 3 minutes for large washer.

**Recycles Chemistry:** The least expensive system to operate available

**Eliminates Disposal Costs:** Only pigment laden filters require costly disposal. (Check with local water treatment facility)

**LOW LIFT OVER** 9010-3 has a double hinged top with a 34" lift over height.

(9010-3 shown here, 9010-1 on cover.)

### Parts Wash Brush Feature!

Cleans Squeegees and Flood Bars.

This is the latest advance in our automatic screen washing system. We feel that this is the safest system available for both the worker and the environment. The washer is a electronically controlled, air powered system. This eliminates the need for explosion proof motors that might not remain that way. Air power is the safest source for powering a solvent based cleaning system.

All the operator is required to do is place the screen in the holding easel and push one button. At that point, one of the dual air pumps delivers one of our Screen Systems approved biodegradable cleaning solvents to the scanning spray head. The head delivers wash to the screen at about 100 p.s.i. The fan shaped spray moves across the screen providing maximum surface agitation and pressure. This agitation combined with the solvent power of Screen Systems approved solvents completely cleans any screen in a about one minute in the 9010-1 (sizes to 27x36") or about three minutes in the 9010-3 (sizes to 46x57"). After solvent drains from the screen, it

flows into the drain in the bottom of the cleaning chamber and is pumped through a second pump to a series of two filters. This dual filtration design removes particles down to one micron in size from the solvent, effectively removing almost all pigment. Only used filters need to be properly disposed of. From the second filter, the solvent is returned to the reservoir for reuse. Because the solvent is filtered before being returned to the reservoir, there is no sump to clean out. Screen Systems biodegradable solvents are water soluble and easily removed from the screen with water.

The cabinet and most components are made of welded polypropylene. This makes them almost indestructible while being light weight.

Controls are all solid state with easy to read LED display. While a standard cycle time is set at the factory, it can be easily changed to meet any job. The entire system uses 12 volts (standard household current is 115 volts) for absolute safety. A UL approved

12 volt converter is supplied with the system. The automatic washer can not be operated with the top open. Air supplied should not exceed 100 psi or 20 c.f.m. The system allows the effective use of biodegradable solvents while keeping their cost below that of standard solvents.

Also included in the system is a parts wash brush that can have screen wash pumped though it while the operator cleans squeegees, flood bars, mixing tools, etc. The power brush is activated from the control panel and can be used within the top up.

Compressed air source of 100 p.s.i. at 20 c.f.m. required from an external source (not included with washer).

U.S. Patent No. 5,056,948

**Model 9010-1 27x36" Automatic Screen Washer**  
**Model 9010-3 46x57" Automatic Screen Washer**

# STAINLESS AUTOMATIC SCREEN WASHER

## AFFORDABLE AUTOMATIC SCREEN WASHING & RECYCLING



This is the same machine as listed on the previous page, except with stainless steel construction. We feel that this is the safest system available for both the worker and the environment. The washer is an electronically controlled, air powered system. This eliminates the need for explosion proof motors that might not remain that way. Air power is the safest source for powering a solvent based cleaning system.

All the operator is required to do is place the screen in the holding easel and push one button. At that point, one of the dual air pumps delivers one of our Screen Systems approved biodegradable cleaning solvents to the scanning spray head. The head delivers wash to the screen at about 100 p.s.i. The fan shaped spray moves across the screen providing maximum surface agitation and pressure. This agitation combined with the solvent power of Screen Systems approved solvents completely cleans any screen in a about one minute in the 9010-1 (sizes to 27x36") or about three minutes in the 9090-1 (sizes to 48x57").

After solvent drains from the screen, it flows into the drain in the bottom of the cleaning chamber and is pumped through a second pump to a series of two filters. This dual filtration design removes particles down to one micron in size from the solvent, effectively removing almost all pigment. Only used filters need to be properly disposed of. From the second filter, the solvent is returned to the reservoir for reuse. Because the solvent is filtered before being returned to the reservoir, there is no sump to clean out. Screen Systems biodegradable solvents are water soluble and easily removed from the screen with water.

The cabinet is of ultra durable stainless steel construction. This allows pad printers or others with heavy metal parts to clean with more durability.

Controls are all solid state with easy to read LED display. While a standard cycle time is set at the factory, it can be easily changed to meet any job. The entire system uses 12 volts (standard household current is 115 volts) for absolute safety. A UL approved 12 volt converter is sup-

### Features:

**Eliminate Flammable Solvents:** Uses safe biodegradable solvents

**Eliminate Mess:** Completely closed system.

**Eliminate Solvent & Ink Laden Rags:** Not needed with the closed system

**Cleans Screens Quickly**  
**USUALLY 1 MINUTE**  
No lost time or production

**Recycles Chemistry:** The least expensive system to operate available

**Eliminates Disposal Costs:** Only pigment laden filters require costly disposal. (Check with local water treatment facility)

**LOW LIFT OVER** 9090-1 has a 34"

plied with the system. The automatic washer can not be operated with the top open. Air supplied should not exceed 100 psi or 20 c.f.m.

The system allows the effective use of biodegradable solvents while keeping their cost below that of standard solvents.

Also included in the system is a power wash brush that can have wash pumped through it while the operator cleans squeegees, flood bars, mixing tools, etc. The power brush is activated from the control panel and can be used within the top up.

Compressed air source of 100 p.s.i. at 20 c.f.m. required from an external source (not included with washer).

U.S. Patent No. 5,056,948

Filters available on page 6 of catalog.

# SCREEN SYSTEMS WASHER/VIEWER

## A COMPLETE SYSTEM FOR RECYCLING BIODEGRADABLE SOLVENTS



### Features:

**No Electricity Needed!**

**Eliminate Flammable Solvents:** Uses safe biodegradable solvents

**Eliminate Mess:** Completely closed system.

**Eliminate Solvent & Ink Laden Rags:** Not needed with the closed system

**Cleans Screens Quickly**  
No lost time or production

**Recycles Chemistry:** The least expensive system to operate available

**Eliminates Disposal Costs:** Only pigment laden filters require disposal. (Check with local water treatment facility)

**Extremely Durable:** Welded polypropylene body.

This is the latest advance in manual screen washing available anywhere. We feel that this is the safest system available for both the worker and the environment. The washer is a manually controlled, air powered system. This eliminates the need for explosion proof motors that might not remain that way. Air power is the safest source for powering a solvent based cleaning system.

The operator places his screen in the washer/viewer and activates the spray gun. The spray gun delivers 2300, 2500, 2550, or 2650 biodegradable cleaning solvent to screen while the operator scrubs into any ink residue with a brush. Ink is easily and quickly broken up by agitation, combined

with the solvent power of Screen Systems biodegradable solvents to completely clean any screen in a few minutes.

After solvent drains from the screen, it flows into the drain and is pumped through a series of two filters. This dual filtration design removes particles down to one micron in size from the solvent, effectively removing almost all pigment. Only used filters need to be properly disposed of. Once filtered, the solvent is returned to the reservoir for reuse.

The cabinet and most components are made of welded polypropylene. This makes the unit light weight and almost indestructible.

The entire system uses no electricity, it is powered entirely by air. The Pump Station requires a clean air supply which should not exceed 100 psi or 10 c.f.m.

The system allows the effective multiple use of biodegradable solvents while keeping costs below that of standard solvents.

Available in one and two pump versions. The one pump version delivers about 4 gallons per minute, with a slight pulsing action to the spray. The two pump version delivers a steady stream of about 8 gallons per minute.

Pump Station Only		Specifications Screen Systems Washer/Viewer					
		Complete 1 Pump System	Complete 2 Pump System	Sink Only	NEW Back Lit Sink Only	Sink Size Frame Size	Maximum
9020-0	1 Pump Recycler	9010-1	9025-1	9030-1	9035-1	54x24x36	28x50"
9025-0	2 Pump Recycler	9020-3	9025-3	9030-3	9035-3	76x24x56"	48x72"
		9020-5	9025-5	9030-5	9035-5	100x24x80"	72x96"
		9020-7	9025-7	9030-7		124x24x92"	84x120"

# AUTOMATIC EMULSION REMOVER

## AFFORDABLE AUTOMATIC RECLAIMING



### Features:

**1000 P.S.I.** Completely removes emulsion.

**Eliminate Mess:** Completely closed system.

**Eliminate Mixing and Using Caustic Chemicals in the Open:** Not needed with the closed system

**Cleans Screens Quickly**  
**Cleans most screens in 60 seconds or less.** No lost time or production

**Recycles Chemistry:** The least expensive system to operate available

**Eliminates Disposal Costs:** Only pigment laden filters require disposal. (Check with local water treatment facility)

**Extremely Durable:** Welded polypropylene body on an aluminum frame.

The Screen Systems Automatic Emulsion Remover brings 1000 p.s.i. power to a recirculating system. Using a high powered removing fluid instead of plain water, this system combines the benefits of high pressure and efficient chemistry. A unique priming system allows the use of an electric pump with air powered filtration. The proven fan spray technique provides maximum pressure transfer to the screen. This is the latest advance in emulsion removal available anywhere. We feel that this is the safest system available for both the worker and the environment. All the operator is required to do is place the screen in the holding easel and push one button. At that point, one of the dual air pumps delivers our Screen Systems approved biodegradable emulsion remover to the 1000 p.s.i. pump, then to the scanning spray head. The fan shaped spray moves across the screen providing maximum surface agitation and pressure. This agitation combined with the power of Screen systems approved emulsion remover completely clean any screen

in a about one minute in the 9110-1 (sizes to 27x36").

After emulsion remover runs off of the screen, it flows into the drain in the bottom of the cleaning chamber. There it is picked up by the second pump and powered through a bag filter. This removes particles to one micron in size, effectively removing almost all emulsion to be properly disposed of. The emulsion remover fluid is then returned to the reservoir for reuse. Because the remover fluid is filtered before being returned to the reservoir, there is no sump to clean out.

The cabinet and most components are made of welded polypropylene. This makes them almost indestructible while being light weight.

Controls are all solid state with easy to read LED display. While a standard cycle time is set at the factory, it can be easily changed to meet any job. The system uses 12 volts

(standard household current is 115 volts) for controls and a 20 amp line for the pressure pump. A UL approved 12 volt converter is supplied with the system. The automatic washer can not be operated with the top open. Air supplied should not exceed 100 psi or 20 c.f.m.

Compressed air source of 100 p.s.i. at 10 c.f.m. required from an external source (not included with washer).

U.S. Patent No. 5,056,948

**Model 9110-1 27x36" Automatic Emulsion Remover**

# SCREEN SYSTEMS WASHER/VIEWER SINK

DESIGNED WITH THE NEEDS OF THE SCREEN PRINTER IN MIND



## Features:

**Extremely Durable:** Welded polypropylene body.

**Flat Perforated Double Bottom:** Helps eliminate damage to screen or sink if screen dropped. Keeps splashing down and tape out of your drain.

**Eliminate Mess:** Completely closed system.

**Slanted Roof:** Eliminates drips on you clean screen.


**Translucent Back:** Can be backlit by you, or placed in front of a window.

**Optional Backlight:** Easy to see any imperfections.

**Easy to Change Bulbs:** Easy removable light box allows bulb change in a few minutes.



**SLOPED ROOF**



**PERFORATED DOUBLE BOTTOM**

The Screen Systems sink is totally designed for the screen printer. It features durable welded polypropylene construction of 3/8" and 1/2 in poly. The perforated double bottom protects the actual sink bottom while eliminating splashes and catching any debris. The angled top allows over

spray to run down to the back and not drip on your clean screen.

The unit is available without back lighting or with backlighting. Non back light units have a translucent back for positioning in front of a window or adding your own

light. Back light units have an easy lift off light box for quick replacement of bulbs.

Cut outs for the storage of a pressure washer gun are standard, as well as a hook for a solvent recycling gun. The drain connection is located in the center for easy connection to either side, or back.

## Specifications Screen Systems Washer/Viewer

Sink Only	Back Lit Sink	Sink Size	Maximum Frame Size
9030-1	9035-1	54x24x36	28x50"
9030-3	9035-3	76x24x56"	48x72"
9030-5	9035-5	100x24x80"	72x96"
9030-7		124x24x92"	84x120"

# CONVENTIONAL SOLVENTS

These are a series of solvent blends that have been used by screen printers for decades. The demise of the original manufacturer prompted Screen Systems to continue with this series of solvents using the original formulations. Not only do they work well with many types of inks, but can improve flow, control drying, and improve productivity.

## 1900 THINNER & WASHUP

Formulated as a mild solvent and thinner for poster and enamel inks. Helps control viscosity without changing dry times. Always test before using.

1900-Q	Qt.	1900-5G	5 Gal.
1900-G	Gal.		

## 1902 LACQUER THINNER

Formulated as a fast washup for a wide variety of inks including; poster, enamels, lacquers, multi-purpose, acrylic, epoxy, and UV inks. One of the products that should be in every shop. Always test before using.

1902-Q	Qt.	1902-5G	5 Gal.
1902-G	Gal.	1902-55G	55 Gal.

## 1910 SLOW THINNER

Formulated as a slow solvent and thinner for poster and enamel inks. Helps control viscosity and eliminate drying in problems. Always test before using.

1910-Q	Qt.	1910-5G	5 Gal.
1910-G	Gal.		

## 1925 MILD LACQUER Our Best Selling Solvent

Formulated as a mild washup for a wide variety of inks including; poster, enamels, lacquers, multi-purpose, acrylic, epoxy, and UV inks. One of the products that should be in every shop. Always test before using.

1925-Q	Qt.	1925-5G	5 Gal.
1925-G	Gal.	1925-55G	55 Gal.

## 1971 SLOW THINNER

Formulated as a slow solvent and retarder for acrylic and poly banner inks. Helps control viscosity and eliminate drying in problems. Always test before using.

1971-Q	Qt.	1971-5G	5 Gal.
1971-G	Gal.		



## SPECIALTY BIODEGRADABLE SOLVENTS

### 2005 RUBBERIZED INK WASH

A specialty wash made for rubberized inks and expanding foam inks. These are usually very difficult inks to remove. Always test before using. This wash is not recommended for use in Screen Systems standard Recycling Systems.

2005-G	Gal.	2005-15G	15 Gal.
2005-5G	5 Gal.		

### 2030 HOT MELT INK WASH

A specialty wash made for removing hot melt inks from ceramic dishes. These are usually very difficult inks to remove and misprints are many times waste. Always test before using. This wash is not recommended for use in Screen Systems standard Recycling Systems.

2030-G	Gal.	2030-15G	15 Gal.
2030-5G	5 Gal.	2030-55G	55 Gal.



## 5100 FRAME PREPARATION CLEANER

A mild solvent cleaner which evaporates without a trace. Can be used on wood, metal, or plastic frames to remove grease and dirt, and to insure maximum-strength adhesive bonds.

5100-Q                      Qt.                      5100-5G                      5 Gallon  
5100-G                      Gal.

## PLASTISOL REMOVER

### 1935 PLASTISOL REMOVER SPOT CLEANING FLUID

A fluid that will remove cured and uncured plastisol, water based inks, flock lettering, and adhesives, nylon and catalyst inks, etc. Formulated for all cleaning guns. Very fast acting, non-flammable fast drying, with minimum toxicity.

1935-5G    5 Gal..                      1935-55G    55 Gal.

## FILTERS

These are the same filters that came with a new screen washer or emulsion remover. Cartridge filters are of polypropylene and are resistant to all solvents approved for use with Screen Systems equipment. Most washer applications require a 10 micron followed by a 1 micron filter, UV requires two 1 micron

9010-F01                      1 Micron Cartridge Filter  
9010-F10                      10 Micron Cartridge Filter  
9010-B01                      1 Micron Bag Filter

## 2900 Two in One

### DIP TANK CHEMICAL

2900 is a two-in-one dip tank chemical that actually has some cleaning characteristics. Where most dip tank chemicals aid in removing the emulsion causing the ink to fall off in clumps, 2900 has some ability to break down ink residue yet it works similarly to other dip tank chemicals. Reduces 10:1 with water.

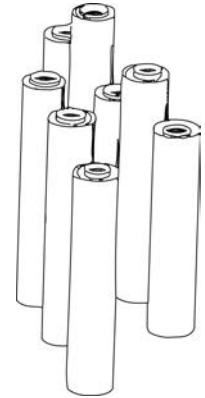
2900-Q Qt.                      2900-G Gal.  
2900-5G 5 Gal.                      2900-15G 15Gal.  
2900-55G 55 Gal.

## MOLDED POLYPROPYLENE DIP TANKS

### Economical Dip Tanks Save Chemistry

Heavy duty molded polypropylene dip tanks are ideal for reclaim solutions or biodegradable screen wash. All tanks come with covers. Both models available with or without drain fittings.

9000-1                      4½x24x30"  
9000-1D                      4½x24x30" with drain fitting  
9000-2                      8x30x36"  
9000-2d                      8x30x36" with drain fitting



# 6450 PREMIUM EMULSION REMOVER

## Mixes 50:1 With Water

Concentrated liquid stencil remover for fast and thorough removal of direct emulsions and Capillary Films from all types of mesh including metalized polyester.

### Instructions

- Dilute one part Premium Remover 6450 with 50 parts water.
- 1 gallon yields approximately 50 gallons.
- Clean ink from stencil.
- Brush the liquid onto both sides of the screen.
- Let screen stand for no more than 5 minutes.
- Rinse with a hard cold water spray.
- The use of a power spray is preferable after the chemical has been rinsed off with a normal spray.

5511-16	16 oz.	5511-G	Gal
5511-Q	Qt		



# 6415 PREMIUM EMULSION REMOVER

## EMULSION REMOVER FOR AUTOMATIC MACHINES

This is a liquid that is designed for automatic machine use. The formula is designed not to clog the jets in a high pressure system. Can also be used for difficult screens. This product is corrosive and protective gloves, face mask, and clothing are required. Available in regular and concentrated forms. Biodegradable, water soluble. Dilute 15:1 for machine use or up to 50:1 for hand use.

### Concentrated One Gallon Makes 15 Gallons

6415-Q	Quart
6415-G	Gallon
6415-5G	5 Gallon



# 6000 SERIES EMULSION REMOVER

## REMOVES ALL OF THE EMULSION ... AND A LOT OF THE COST!

This is a liquid which is applied to screens to dissolve the emulsion. It can be sprayed or brushed onto a dry screen and allowed to set for 5 minutes. Then, a pressure washer should be used to remove any emulsion residue. Biodegradable, water soluble.

Available in the following Series:

### Regular Strength - Ready for Use

6000-Q	Quart	6000-5G	5 Gallon
6000-G	Gallon		

### Concentrated - Quart Makes 1 Gallon

6100-Q	Quart	6100-5G	5 Gallon
6100-G	Gallon		

### Powder Form - 2 oz. Per Gallon

6002	2 oz.	makes one gallon.
6016	16 oz.	makes eight gallons.
6040	40 oz.	makes 20 gallons.
6080	80 oz.	makes 40 gallons
6110	110 oz.	makes 55 gallons



## 5511 AQUASOL BLOCKOUT

WATER SOLUBLE, BIODEGRADABLE BLOCKOUT



This all purpose material is used for sealing screens or touching up pin holes for solvent based inks and has been used by screen printers for decades. The demise of the original manufacturer prompted Screen Systems to continue with this blockout using the original formulation. The flexible film does not sag or become tacky in any weather. Can be used straight from the can or thinned with water. Washes out with warm water.

### 5511 Red Aquasol Blockout

5511-16	16 oz.	5511-G	Gal
5511-Q	Qt.	5511-5G	5 Gal.



## 5505 MESH DEGREASER

Biodegradable

A high quality degreaser that removes oil residue and contaminants that interfere with adhesion to the mesh. Brushing in yields a low suds for visibility, yet easily rinses out completely with water. Ideal for use with all meshes, emulsions, films, etc. 5 gallon regular shown

5505-Q	Quart	5505-5G	5 Gallon
5505-G	Gallon	5505-5GC	5 Gal Cube

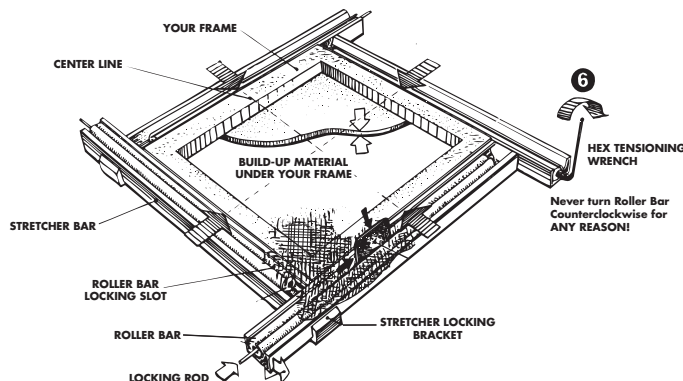


## 5230 HAZE REMOVER GOLD

Biodegradable

A potent and fast working cleaner for haze left over in the screen. Although extremely effective in removing ghosts and stains, it is without the strong odor usually associated with other removers. For use with all films and emulsions. Ships non-hazardous. 5 gallon cube shown

5230-Q	Qt.	5230-5G	5 Gal
5230-G	Gal.	5230-5GC	5 Gal Cube



## TENSION-QUIK ADJUSTABLE FABRIC STRETCHER

Adjusts easily and quickly to any size with only one simple tool.

Available in any length, this system includes 4 stretch frame sections that only require a 1/2" hex wrench and insertion tool (available through Screen Systems) to assemble. No other bolts or tools required. The wrench is used to tension the fabric by rotating the roller bar in each of the four frame sections.


Easy adjustment to any size  
Quick assembly and disassembly

## CUSTOM FILM POSITIVES

Made to your specifications,- all sizes and mesh counts, with image, ready for printing. We offer a variety of wood frames, constructed in our shop, as well as aluminum frames with sand blasted glueing surface.

Completed ready to print (with image) screens normally ship in two days (unless otherwise informed at the time of order placement). We can also re-mesh your frames, provided they are in good condition.

E-mail us your art, and we will clean it up , if necessary and print it on our water proof ink jet film. We can either send you your films, or create a ready to print screen.



## Afford-A-Black Waterproof Inkjet Film

The first and still finest waterproof ink jet film. Designed to product opaque black positives or brilliant color prints on crystal clear film. Works in most ink jet printers. For dye and pigment inks. Available in 100 sheet packages and rolls.

### SHEETS

IJF-AB-0811	8½ x 11"
IJF-AB-1117	11 x 17"
IJF-AB-1318	13 x 18"
IJF-AB-1319	13 x 19"
IJF-AB-1722	17 x 22"

### ROLLS

IJF-AB-13100	13" x 100' Roll
IJF-AB-14100	14" x 100' Roll
IJF-AB-17100	17" x 100' Roll
IJF-AB-24100	24" x 100' Roll
IJF-AB-42100	42" x 100' Roll
IJF-AB-54100	54" x 100' Roll
IJF-AB-60100	62" x 100' Roll

## LASER FILM

Premium 4 mil matte polyester film treated for toner receptivity. Dimensionally stable film that is ideal for multi color work where registration is required. Works with most laser printers, ideal for enhanced toner laser printers. 100 sheets per package.

LF-0811	8½ x 11"
LF-0814	8½ x 14"
LF-1117	11 x 17"
LF-1218	12 x 18"
LF-1220	12 x 20"
LF-13185	13 x 18.5"


## LASER VELLUM

A high tech translucent laser paper for negative or positive images to use in exposing screens or printing plates without costly film. Specially coated for incredible toner adhesion. Dimensionally stable under heat and pressure of laser printing - can be used to create color separations. Consistent moisture content for easy handling and curl resistance.

100 Sheet Pkg	Size	500 Sheet Pkg
LV-10810	8½ x 11"	LV-50810
LV-10814	8½ x 14"	LV-50814
LV-11117	11x17"	LV-51117
LV-11219	12 x 19-1/2"	LV-51219
LV-11318	12.9 x 18"	LV-51318



# PRESTRETCHED FRAMES



We use the same high quality frames listed above, and stretch them to industry recommendations. Each screen is tested for tension before gluing. Quality Sefar mesh is used through out. Sefar is considered to have the finest quality screen fabric in the world. All listed sizes of frame are available in the following mesh counts and thread diameters

83-100	White	180-55	White
110-80	White	180-55	Yellow
110-80	Yellow	195-55	White
123-70	White	195-55	Yellow
137-64	White	230-48	Yellow
137-64	Yellow	255-40	Yellow
156-64	White	280-40	Yellow
156-64	Yellow	305-34	Yellow

## FRAME SIZES

	Wood	Aluminum
12X16"		X
15X20"	X	X
18X20"	X	X
20X24"	X	X
23X31"	X	X
25X36"	X	X
32X38"		X
36X36"		X

Almost any size available on special order.



# E-MESH POLYESTER FABRIC

First quality monofilament polyester by Sefar, made in the Orient. Available in Yellow and white (not in all mesh counts) in a limited range of mesh counts to hold costs down. Very low pricing. Ideal for textile printing.

Mesh No.	Mesh Opening (Microns)	% Open Area	Thread Diameter (Microns)	Color	Cat.No. 45" Width	Cat.No. 53" Width	Cat.No. 62" Width
83	209	44.5	100	White	30-0080-4	30-0080-5	30-0080-6
110	149	40.8	80	White	30-0110-4	30-0110-5	30-0110-6
123	133	40.9	70	White	30-0123-4	30-0123-5	30-0123-6
137	115	38.7	64	White	30-0137-4	30-0137-5	30-0137-6
156	90	30.1	64	White	30-0156-4	30-0156-5	30-0156-6
156	90	30.1	64	Yellow	30-1156-4	30-1156-5	30-1156-6
180	88	39	55	White	30-0180-4	30-0184-5	30-0184-6
180	88	39	55	Yellow	N/A	30-1184-5	30-1184-6
195	67	26.5	55	White	30-0195-4	30-0195-5	30-0195-6
195	67	26.5	55	Yellow	30-1195-4	30-1195-5	30-1195-6
230	55	24.6	48	White	30-0230-4	30-0234-5	30-0234-6
230	55	24.6	48	Yellow	30-1230-4	30-1234-5	30-1234-6
280	47	26.6	40	Yellow	30-1280-4	30-1280-5	30-1280-6
305	45	29.6	34	Yellow	30-1305-4	30-1305-5	30-1305-6

## WIDE-MOUTH PLASTIC BOTTLE

Unbreakable white plastic containers for easy pouring and secure storage of liquids. Caps included.

- 15-7216-6 Pint plastic jar
- 15-7219-7 Quart plastic jar
- 15-7220-5 Gal. plastic bottle



## PLASTIC SQUEEZE BOTTLE

Ideal glue for grooves of screens, etc. Screw cap. Spout cuts off at desired length to provide exact flow.

- 15-1823-4 4 oz. squeeze bottle
- 15-1824-9 8 oz. squeeze bottle
- 15-1825-7 16 oz. squeeze bottle
- 15-1832-1 32 oz. squeeze bottle

## PLASTIC SPRAY BOTTLE

An easy to use spray bottle with adjustable trigger spray for either a stream or mist. bottle has 32 oz. capacity. Spray unit will not spray solvent based products as the seals will dissolve.

- 15-1827-3 8 oz Plastic Spray Bottle
- 15-1826-6 32 oz Plastic Spray Bottle



## PLASTIC MIXING PAILS

In pint, quart, gallon, and 5-gallon sizes. Pints and quarts have wide-mouth press on lids. Gallons and 5-gallon sizes have handles and press-on covers. All size containers nest into each other to save space. Easily cleaned; inert to water and most chemicals.

- 69-8024-7 Pint
- 69-8025-4 Quart
- 69-8026-2 Gallon
- 69-8027-0 5-gallon



## PAL-A-TAC

### Environmentally Friendly Palette Adhesive

Pal-A-Tac is a quick drying, translucent spray which provides temporary adhesion for holding textile fabrics to the printing palette. Strong and waterproof, Pal-A-Tac assures accurate registration and excellent print quality. Printing can immediately follow application of Pal-A-Tac as it dries instantly on the palette. After printing, fabrics strip away quickly without staining. Use web spray for heavy fabrics and fleece. Use mist for light fabrics, and high temp when a flash is used. Surfaces sprayed with Pal-A-Tac may accumulate dust and lint, but it is easily reactivated with water using a lint free cloth. Available in 12 oz net (20 oz. gross) aerosol cans, 12 per carton. Pal-A-Tac contains no methylene chloride.

- 1865 Web Pal-A-Tac Adhesive
- 1866 Mist Pal-A-Tac Adhesive
- 1867 Hi-Temp Mist Pal-A-Tac Adhesive



## WHITE BLOCKOUT TAPE

A light weight polyester blockout tape for all screen applications. Solvent and water resistant.

- 15-6707-200 White Blockout Tape 2" x 55yd
- 15-6707-300 White Blockout Tape 3" x 55yd

### Polyken 221

This is the heaviest tape made as a block out tape. A variation of duct tape, this tape is modified with a plastic, solvent resistant coating and a solvent resistant adhesive.

- 6221-200 #221 Tape 2" x 60yd. 24/ctn.
- 6221-400 #221 Tape 3" x 60yd. 16/ctn.





**R-TAPE 2000**

The traditional blue blackout tape. A light weight plastic tape that easily molds into any screen application.

- 6200-200 #2000 R-Tape 2" x 36yd. 36/ctn.
- 6200-300 #2000 R-Tape 3" x 36yd. 24/ctn.
- 6200-400 #2000 R-Tape 4" x 36yd. 18/ctn.



# SQUEEGEES

All of our squeegees are made from high performance polyurethane squeegee blade. It has a durable sharp edge with outstanding resistance to swelling, and maintains profile and durometer. They are available in 65, 75, and 85 durometer hardness. We use the 'Classic' style wood handle with the blade secured by reusable telescopic bolts for easy blade replacement. Our aluminum handles are ergonomically shaped for optimum comfort and performance. The knurled clamp insures a positive grip on the blade. Telescopic steel bolts allow for easy blade exchange. All squeegees are checked for sharpness before leaving our facility.

**65 Durometer**

	Wood Handle	Aluminum Handle
3"	P6C2-03	P6AH-03
4"	P6C2-04	P6AH-04
5"	P6C2-05	P6AH-05
6"	P6C2-06	P6AH-06
8"	P6C2-08	P6AH-08
10"	P6C2-10	P6AH-10
12"	P6C2-12	P6AH-12
14"	P6C2-14	P6AH-14
16"	P6C2-16	P6AH-16
18"	P6C2-18	P6AH-18
20"	P6C2-20	P6AH-20
22"	P6C2-22	P6AH-22
24"	P6C2-24	P6AH-24

**75 Durometer**

3"	P7C2-03	P7AH-03
4"	P7C2-04	P7AH-04
5"	P7C2-05	P7AH-05
6"	P7C2-06	P7AH-06
8"	P7C2-08	P7AH-08
10"	P7C2-10	P7AH-10
12"	P7C2-12	P7AH-12
14"	P7C2-14	P7AH-14
16"	P7C2-16	P7AH-16
18"	P7C2-18	P7AH-18
20"	P7C2-20	P7AH-20
22"	P7C2-22	P7AH-22
24"	P7C2-24	P7AH-24

**85 Durometer**

3"	P8C2-03	P8AH-03
4"	P8C2-04	P8AH-04
5"	P8C2-05	P8AH-05
6"	P8C2-06	P8AH-06
8"	P8C2-08	P8AH-08
10"	P8C2-10	P8AH-10
12"	P8C2-12	P8AH-12
14"	P8C2-14	P8AH-14
16"	P8C2-16	P8AH-16
18"	P8C2-18	P8AH-18
20"	P8C2-20	P8AH-20
22"	P8C2-22	P8AH-22
24"	P8C2-24	P8AH-24

Almost any size available on special order.

## BULK SQUEEGEE

Full 146" rolls of premium poly squeegee material. 3/8" x 2" square profile.

- 14 2661 6S 60 Durometer
- 14-2661-7S 70 Durometer
- 14-2661-8S 80 Durometer

## VINYL GLOVES

Stretchable surgical/examination type gloves for mild solvents. Also ideal for inspection and assembly work. Thin gloves for an excellent feel.


69-1842-2	Medium
69-1843-3	Large
69-1844-4	X - Large



## CLEAR POLY GLOVES

Extra-thick(1.75 mil.), disposable hand protection. Keeps hands clean of ink, dirt, and solvents. Five finger style fits either the right or left hand. 100 per roll, 10 rolls per case.


6832	Poly Gloves Medium
6833	Poly Gloves Large



## GOOP SCOOP

The ideal tool for dispensing ink. This is a tough tool of polyethylene that is impervious to all inks. Its unique shape with lid notch allows complete cleaning and scraping of ink from any shape can.

69-1801-2 Goop Scoop



## STAINLESS STEEL INK SPATULA

Especially useful in mixing colors and in cleaning paint cans. Special stainless steel blade, expertly tempered to proper degree of flexibility. Hardwood handle.

69-1808-0	4" Spatula	69-1811-4	10" Spatula
69-1809-8	6" Spatula	69-1812-2	12" Spatula
69-1810-6	8" Spatula		



## PLASTIC SPATULAS

Durable plastic spatulas that can be re-used or thrown away

69-1806-1	8" Plastic Spatula
69-1807-3	11" Plastic Spatula



## PRO M SCOOP COATER

One piece alloy construction with plastic end caps and a large emulsion reservoir. Features one edge with a round shape for thick deposits and the opposite with a sharp edge for controlled, thin emulsion deposition. Can also be custom made to specific lengths as required. Effective coating width is 1/4" less than overall length.

Pro-M-04	4"
Pro-M-06	6"
Pro-M-08	8"
Pro-M-10	10"
Pro-M-12	12"
Pro-M-14	14"
Pro-M-16	16"
Pro-M-18	18"
Pro-M-20	20"
Pro-M-22	22"
Pro-M-24	24"
Pro-M-26	26"
Pro-M-28	28"
Pro-M-30	30"
Pro-M-32	32"
Pro-M-34	34"
Pro-M-36	36"







## FABRIC BRUSH

The iron shaped Fabric Brush scrubs deep for application of degreaser, emulsion remover, ink solvents, etc. The handle makes it easy to hang on to even with gloves and when slippery.

15-3505-4 Fabric Screen Brush



## SCRUBBER

The Scrubber has a non-abrasive scrubbing pad attached to a handle. the ideal tool for the really tough cleaning problems. Available in two degrees of coarseness. A while fine grain coarseness and a red medium grain coarseness.

15-3506-7 Light Pad Scrubber)

## HOW TO PRINT T-SHIRTS FOR FUN AND PROFIT

This handbook offers excellent technical guidance for the beginning T-shirt printer. Includes plans to build a one-color T-shirt printer for less than \$30.00, a vacuum table for heat transfers, curing oven and other equipment. Written by Scott and Pat Fresner

73-9188-1 How to Print T-Shirts for Fun & Profit




## SCREEN PRINTING

### Contemporary Methods & Materials

This Speedball Textbook is a standard text on the subject of screen printing that completely and objectively cover the various stencil techniques in light of recent technological advances in materials and procedures from cut paper stencils to halftone stencils including photo/posterization. This is a book that was written and designed to be understandable, instructional, and motivational to the novice as well as relevant, informative, and insightful to the skilled professional. By Frances & Norman Lassiter.

HU-4511 Screen Printing Contemp Methods & Materials  
HU-45019 Speedball DVD



## WIPERS

New Screen Systems low lint, white wipers are a must for any screen shop. The 12x14" wipers are on a convenient 800' roll, and are solvent resistant and non-abrasive. A floor stand with trash bag holder is also available.

6514 12"x800' Wiper Roll  
6515 Floor Dispenser Stand

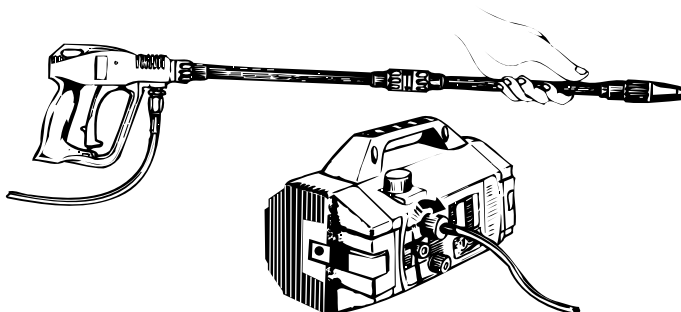


## EMULSION ELIMINATOR PRESSURE WASHER

A high pressure washer for blasting out stubborn emulsion and film residue, with an output pressure of up to 1000 pounds per square inch (psi). This machine comes with spray gun and wand with an adjustable nozzle, which allows user to select high or low pressure operation and two spray patterns. It also comes with a vinyl hose that can be attached to the CHEM inlet on the unit so that a chemical can be sprayed along with the water wash.

In most cases, better cleaning action will be achieved by using a warm water supply (not to exceed 140 degrees F - 60 degrees C), and a steady, systematic spray application.

Electrical requirements: 115V, 60 Hz, 15 amps.



# SCREEN SYSTEMS

## "INSTANT" CURE SCREEN FABRIC ADHESIVE

Northwest Screen Systems Screen Fabric Adhesives are the finest available for the screen printer. Manufactured specifically for the screen printing industry, Northwest Screen Systems Adhesives eliminate the odor problems, fumes, weak bonds, bubbling, and foaming that plague other systems.

ALL OF OUR ADHESIVES WORK EQUALLY WELL ON WOOD OR METAL FRAMES. These adhesives are part of a two part system which is applied through a small tube or spout and then sprayed sparingly with activator to cure. There is no waste of time and materials. The adhesive is manufactured in three different quality series:



### PREMIUM QUALITY SCREEN FABRIC ADHESIVE 4200-4300 SERIES

This amazing chemical discovery will save you hours of set-up time everyday.

Your labor costs will be dramatically reduced!

In fewer than three minutes, you can stretch fabric, apply adhesive and fully cure. Field-tested on frames up to 6 x 8 feet. The overlap shear tension is in excess of 2500 lbs.--so tough that it will never pop off by itself. Yet, fabric can be easily peeled off when it is time to re-mesh.

**4200 Premium Series-** High viscosity adhesive for use with such coarse mesh fabrics as 6XX through 230.

Available in: 2 oz. 4 oz. 8 oz. 16 oz.

**4300 Premium Series-** Low viscosity adhesive which is thinner and spreads readily through the finest meshes.

Available in: 2 oz. 4 oz. 8 oz. 16 oz.

### ENGINEERING QUALITY SCREEN FABRIC ADHESIVE 3200 SERIES

This Engineering Grade adhesive has the same solvent resistance, tension strength, mileage and flexibility as the Premium adhesives, but it has a slightly slower cure time. **3200 Engineering Quality** Approximately 12 to 15 seconds to cure.

Available in : 8oz. 16 oz.

\*Also available in high and low viscosity formulas.

### TRADE QUALITY SCREEN FABRIC ADHESIVE 3100 SERIES

This adhesive has been specially formulated to compete against the very low priced products in the market place. 3100 will be a pleasant surprise for users of competitive products. You will find a slightly higher odor product that has better adhesion than any product in its price range. Give 3100 a try, and see how good it is for the price.

**3100 Trade Quality**

Approximately 12 to 15 second cure.

Available in 16 oz. only.

\*Also available in high and low viscosity formulas.

# SCREEN FABRIC ADHESIVE ACTIVATORS



## SPRAY-ON ACTIVATOR 4000 SERIES

Used in combination with any Screen Systems Adhesive, the Activator Spray acts as the catalyst which when sprayed onto the adhesive causes the adhesive to cure (harden). The Activator itself is non-toxic, and our excellent aerosol package sprays a clean fine mist until the contents are entirely used. The propellant is the same as used in most aerosols and contains no harmful CFC's. If used very sparingly as recommended, one aerosol can will cover 16 oz. of adhesive. Spray will not clog or damage screens.

- 4000-08 8 oz. Spray Pump Bottle
- 4000-12 12 oz. Aerosol Can
- 4000-Q Qt. Bulk Can
- 4000-G Gal Bulk Can
- 9980 Aluminum Refillable Aerosol Can

## SAFETY SOLVENT 5000 SERIES

This unusual, exotic product debonds almost any adhesive within a few seconds. It can be used on skin, frames or fabric to remove any unwanted adhesive. It is recommended that a quantity of Safety Solvent be kept on hand to dissolve cured adhesive.

Color-coded for your protection:  
In its natural state our Safety Solvent has low flammability and is yellow in color. Should the product become flammable, the color will change to purple to indicate that the product should be properly disposed of immediately.

- 5000-01 1 oz. bottle
- 5000-08 8 oz. bottle



## WIPE-ON ACTIVATOR 4010 SERIES

Wipe - On Activator is a revolution in fabric adhesive. For the first time there is no need to put anything into the air in order to activate your adhesive. This activator can be used in several ways for easy application. Best of all is the Magic Applicator, a marker type applicator that puts down just the right amount of activator for top results. This activator will pull the adhesive down to the surface of the frame. Care should be used not to "puddle" the activator as this will dissolve the adhesive and weaken the bond.

### Frame Application

Apply the activator to the frame before it is in the stretcher with either the 4010-01 Magic Applicator, or the 4010-05 Giant Wipe-On Applicator. Put frame into the stretcher and stretch fabric to desired tension. Apply a 1/8" bead of adhesive where activator has been applied and spread with card or squeegee. Adhesive will cure in normal time. Activator may be applied the day before stretching.

Magic Applicators can be refilled from any of the bulk containers.

- 4010-01 1 oz. Magic Applicator
- 4010-05 Giant Wipe-On Applicator
- 4010-16 16 oz. Bulk Bottle
- 4010-Q Qt. Bulk Bottle
- 4010-G Gal Bulk Can



# HOW TO USE OUR ADHESIVE SYSTEM

Here's How Quickly and Easily you can prepare frames with **SCREEN SYSTEMS** Fabric Adhesive!

## SPRAY - ON SYSTEM

**Step 1:** Stretch fabric to desired tension, making sure that the fabric is in absolute contact with frame.



### Step 2

Apply Screen Systems Adhesive in a thin bead making sure that the fabric is in intimate contact with the frame.



### Step 3

Spread the adhesive evenly with squeegee or cardboard.



### Step 4

Spray on the Activator. Adhesive hardens in seconds!

## WIPE - ON SYSTEM

**Step 1:** Stretch fabric to desired tension, making sure that the fabric is in absolute contact with frame.



### Step 2

Apply activator with Wipe On Applicator to area where adhesive will be applied. This may also be done with a cotton pad.



### Step 3

Apply Screen Systems Adhesive in a thin bead making sure that the fabric is in intimate contact with the frame.



### Step 4

Spread adhesive evenly with squeegee or cardboard. Adhesive will cure within seconds of spreading.